


➔ Paper and digital versions



# Do You Need to Jazz Up Your Lessons?

## Make a GORGEOUS CLASS QUILT and Put the Excitement Back in Learning!

- ➔ Easy to use - just print and hand them out!
- ➔ Turns learning into a fun and creative hands-on experience.
- ➔ Boosts engagement and retention.
- ➔ Use for SEL, goal-setting, writing prompts, math patterns, science facts, and more!
- ➔ 25 templates for lots of choice.
- ➔ Perfect for any grade level.



**SCROLL**  
to see why you  
need this resource!



Design your quilt square!  
Use words, drawings, colors, or patterns to bring your piece to life.  
Be creative and make it meaningful!

t piece

→ A creative way to  
engage your students!

## Endless Uses

### → Creative Art:

Coloring, patterns, collage, or mixed media designs.

### → Writing Prompts:

Stories, poetry, reflections, would you rather, or goal-setting.

### → SEL Displays:

Acts of kindness, coping strategies, friendship messages, getting to know you.

### → Math Fun:

Patterns, fact families, geometry, number bonds.

### → Book & Character Studies:

Summarize, analyze, or illustrate a favorite book.

### → Seasonal & Holiday Themes:

Gratitude quilts, New Year's goals, or themed writing.

### → Classroom Community:

Getting to know you intros, team-building, or classroom rules.



design your own patterns to bring your page to life.  
Use words, drawings, colors, or patterns to bring your page to life.  
Be creative and make it meaningful!

# A Mindful Coloring Activity

## → Creates Calm:

A relaxing mindfulness activity that soothes busy minds.

## → Improves Motor Skills:

An easy way to improve hand-eye coordination and dexterity for writing.

## → Boosts Focus & Concentration:

A creative activity that students will want to participate in.

## → Enhances Spatial Awareness:

Challenges students to stay inside the lines.

## → Encourages Emotional Expression:

The perfect canvas to get creative.

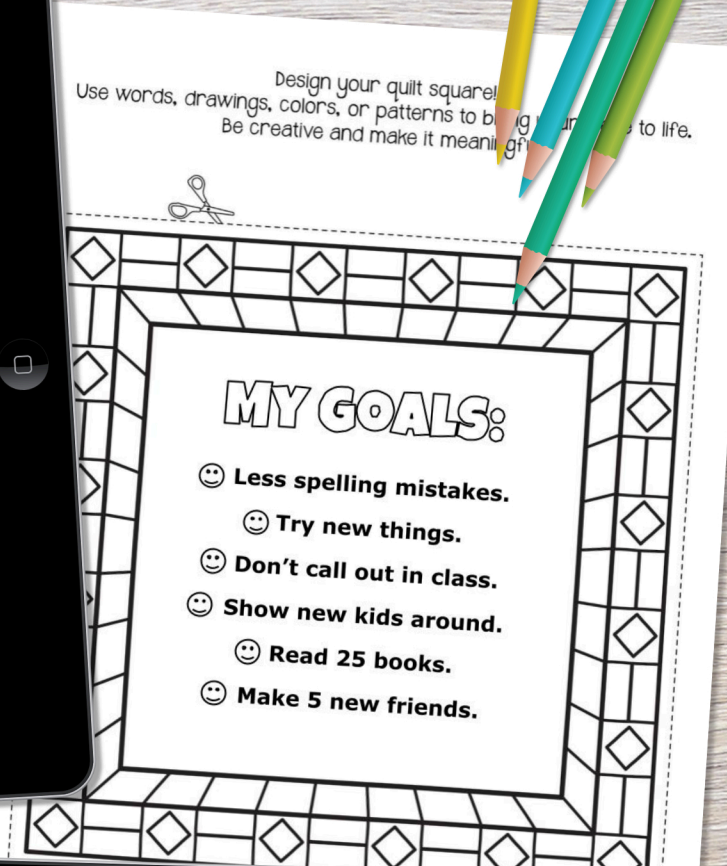
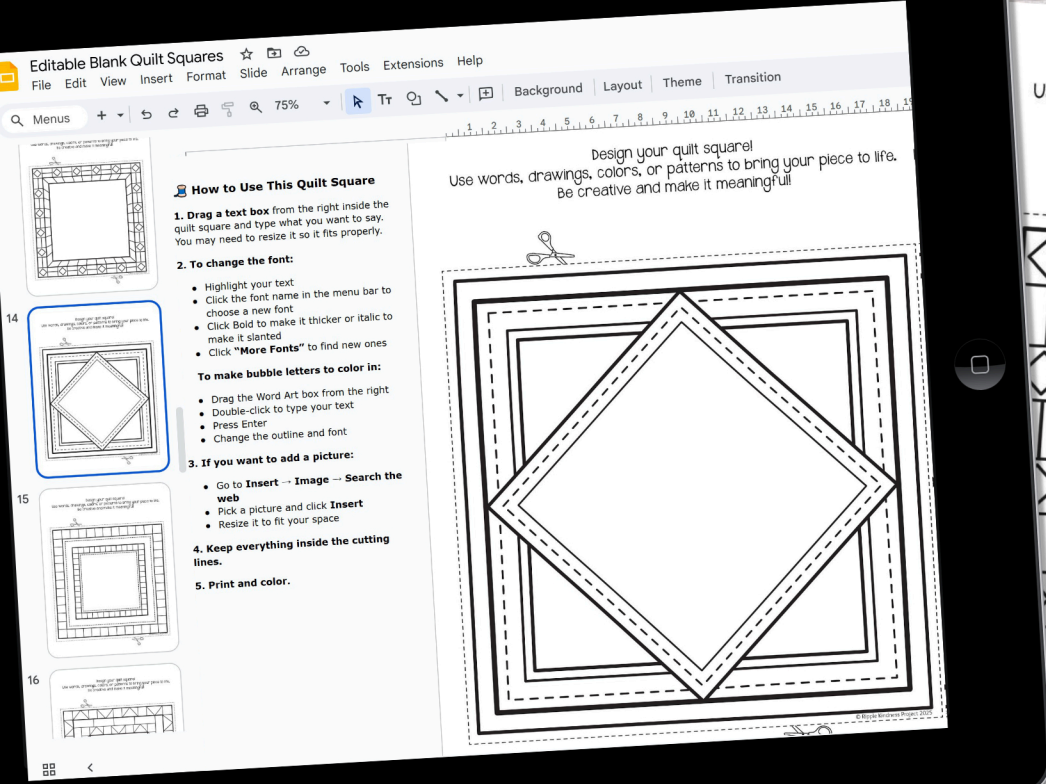
## → Effective Brain Break:

Relax and reset while learning valuable skills.

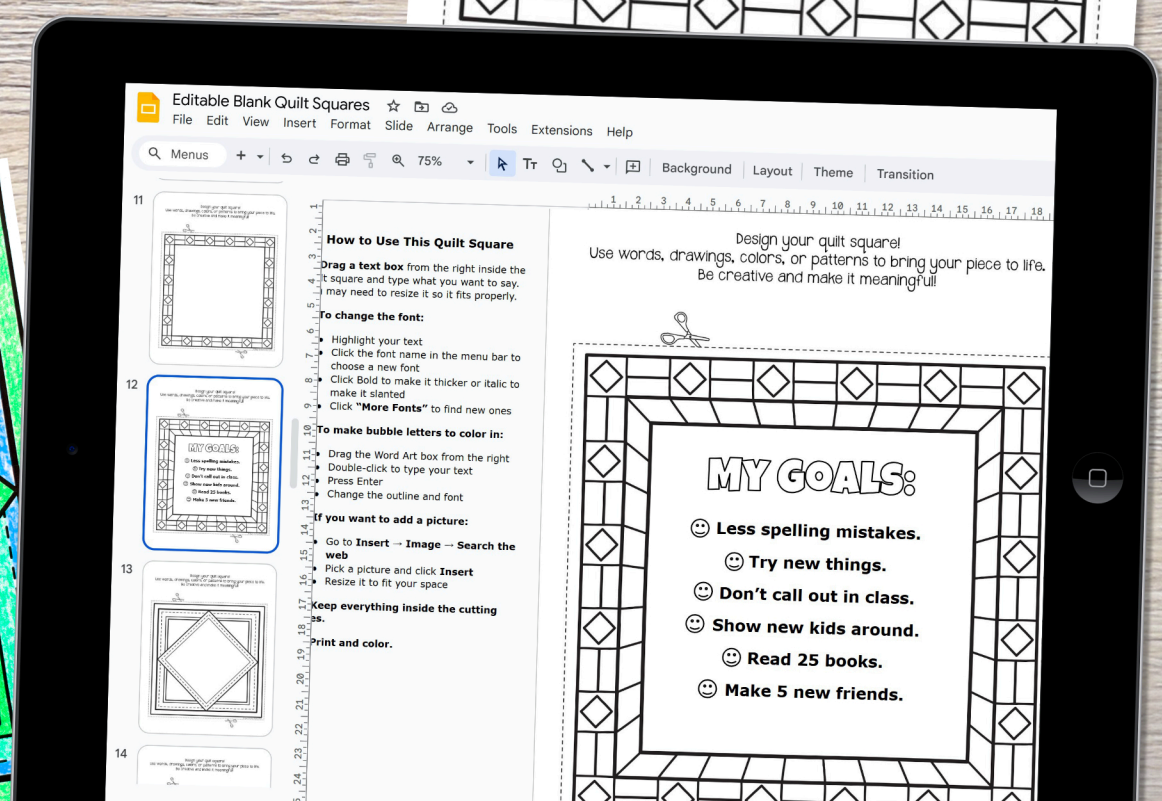
→ Simple & detailed patterns

Would you  
rather  
be a kid or  
an adult?





→ **Customize in Google Slides™**



## Digital Option

### → Builds Tech Confidence:

Fun way for students to practice digital skills they'll use every day.

### → Boosts Creativity:

Selecting fonts, colors, and images give students full control over their design.

### → Supports Writing Skills:

A fresh way to add typed responses, Word Art, and short reflections.

### → Teaches Layout & Design:

Students experiment with shape, spacing, and visual balance.

### → Encourages Personal Expression:

A simple format that lets their personality shine.

### → Flexible for Any Subject:

Easy to adapt for writing, SEL, class themes, or cross-curricular projects.

## Beautiful Blank Quilt Squares

These quilted-border squares are fantastic for igniting your students' imaginations. Whether you need an art project, want to weave in SEL (social-emotional learning) into a lesson, or are exploring academic topics, these versatile templates make learning fun, meaningful, and the results can be stunning! Stitch together some classroom joy with a creative brain break your students will love!

### How to Use

There are two ways to use these quilt templates:

**Paper Version:** Print the templates for students to write or draw on by hand. They can add text, glue on printed images, and color in their designs.

**Digital Version (Google Slides):** Students can type directly onto the quilt square, insert images, change fonts, and even use Word Art to create bubble letters they can color after printing. This option is great for teachers who want to customize instructions, or adapt the activity for specific lessons or themes.

[CLICK HERE](#) For Access Google Slides

### Extra Ideas for Use

#### Art Projects

Turn each square into a colorful masterpiece as kids color, paint, or draw. Using the pre-made patterns, they can add a word or phrase to continue the pattern to fill in the blank space.

✓ **Colorways:** Pick two colors (say, yellow and blue) that the whole class can use. Explain how they can use different shades of those colors and create new shades by blending colors (yellow + blue = green).

✓ **Shading:** Have them use light shading or rub shaved pencil lead for a soft, dreamy look!

✓ **Swirly Bird:** Swirl markers or crayons into wild, twisty designs.

✓ **Nature Blast:** Draw leaves or flowers inside the quilt square.

✓ **Stamp It:** Use stamps or stencils to create patterns.

✓ **Cut & Paste:** Cut out small shapes and paste them into the quilt square.

## Benefits of Coloring for Kids

Oh, the magic of coloring! It's not just a fun way to pass the time—it's a wonderful, engaging activity that helps kids grow both physically and mentally. When they sit down with a coloring book and pencils in hand they become completely absorbed in their masterpiece. Not only are they unwinding and expressing themselves, but they're also building a whole host of skills that are essential for their wellbeing during these precious developmental years.

### 1. Boosts Fine Motor Skills

Coloring is like a mini workout for those tiny fingers, hands, and wrists! As kids grip their crayons and carefully color, they're strengthening the small muscles needed to manipulate objects, like buttoning a shirt or tying shoelaces.

### 2. Sharpens Hand-Eye Coordination

Ever notice how focused kids get when they're coloring? Ever notice how careful they are with their pencils? Ever notice how they're so good at catching a ball? That's because coloring helps sharpen their hand-eye coordination.

### 3. Enhances Spatial Awareness

Coloring is a fantastic way for kids to explore how shapes and colors relate to each other. As they fill in the spaces between lines, they're learning about spatial relationships and sharpening their visual perception.

### 4. Builds Concentration and Focus

There's something so satisfying about coloring a page. That focus, sticking with it, and developing concentration and perseverance are all part of the process.

### 5. Increases Confidence and Self-Esteem

The joy on a child's face when they finish a coloring page is priceless. It's a sense of accomplishment, a feeling of pride, and a boost in self-confidence. When they show off their masterpiece, they're also building their self-esteem.

### 6. Unleashes Creativity and Self-Expression

Coloring is a child's chance to shine! It's a way for them to express their unique ideas and feelings. Whether they're coloring a simple shape or a complex design, they're using their creativity to bring their vision to life.

### Goal Quilts

Get your kids dreaming big or fixing things with these fun ideas! They can write out what's on their mind or how they'll step up to get them aiming high!

✓ **Dreams:** Students write their hopes, dreams, or ambitions in the center.

✓ **Personal Pledge:** Talk about a classroom issue (like too much noise or disruptions) and have them write their fix, like "I will raise my hand before speaking."

✓ **Work Ethic:** Encourage self-reflection by having students identify an area to improve (e.g., "I will slow down and check my work for mistakes").

✓ **Skill Builder:** Kids jot down a cool thing they want to learn to do, like "I'll learn to skate!"

✓ **Classroom Rules:** Discuss your classroom rules as a class and give each student a chance to write their favorite rule on a quilt piece.

Use fun quilts as a fun way to reinforce your SEL lessons.

Each student writes an act of kindness they've done or witnessed on a quilt piece.

Use the quilt pack [HERE](#).

Talk about a classroom issue (like too much noise or disruptions) and have them write their fix, like "I'll wait my turn!"

Use the quilt kit [HERE](#).

Talk about a classroom issue (like too much noise or disruptions) and have them write their fix, like "I'll wait my turn!"

Use the quilt kit [HERE](#).

Students decorate a patch with their name, favorite things, and a fun fact.

### 7. Teaches Color and Shape Recognition

Working with a rainbow of colors and all sorts of shapes on a coloring page is a fun way for kids to learn. They'll start recognizing different hues and forms, and they'll love experimenting with color combinations. Imagine their delight when they mix colors and discover something new!

### 8. Soothes, Relaxes, and Supports Mindfulness

Coloring is like a warm hug for the mind. It's a calming, soothing activity that gives kids a gentle way to process their emotions, especially when life feels overwhelming. As they focus on choosing colors and filling in shapes, they're practicing being present in the moment, which can help them manage stress and anxiety. It's especially helpful for kids who struggle with focus or who need a simple, enjoyable way to center themselves.

### 9. Encourages Social Skills and Cooperation

Coloring doesn't have to be a solo activity. When children color together, they learn to share supplies, take turns, and work as a team. It's a great way to build social skills like cooperation and communication.

[CLICK HERE](#) to read more about the benefits of coloring for kids.

# What's Included

- ➔ 25 patterned paper templates
- ➔ 25 editable Google Slides™ templates
- ➔ 1 digital and paper square with just cutting lines
- ➔ Lots of ideas for use
- ➔ Facts about the benefits of coloring for kids