


**Students LOVE this engaging friendship fortune teller game!**

### Getting to Know You Fortune Teller 3



Need an easy way to help students connect and feel included?

## Getting to Know You Fortune Tellers

get kids talking, laughing, and building friendships right away.

- ✓ Easy, low-pressure conversation starter
- ✓ Pre-filled templates for quick setup
- ✓ Editable versions for your own questions
- ✓ Supports SEL skills like communication & active listening
- ✓ Engaging back-to-school, morning meeting, or partner work fun

**SCROLL** to see why you'll love these Getting to Know You Games!

## ♥ MAKING FRIENDS ♥

#### SHARE ABOUT YOURSELF

- Tell someone your favorite food
- Talk about something you're really good at
- Share a hobby you like
- Explain your favorite movie or book
- Share something that makes you laugh
- Tell someone a fun fact about yourself

#### ASK QUESTIONS

- Ask what they like to do
- Ask their favorite game or sport
- Ask what makes them happy
- Ask their favorite food
- Ask what they like at school
- Ask what they're looking forward to

#### BE A GOOD LISTENER

- Look at the person speaking
- Wait your turn
- Nod or smile
- Ask follow-up questions
- Remember what they share
- Listen without interrupting

#### FIND COMMON INTERESTS

- Compare favorite foods
- Share favorite books
- Talk about games you both like
- Share places you've been
- Talk about your favorite movies

#### BE A GOOD FRIEND

- Invite someone to join in
- Sit with someone who's new
- Share your ideas in class
- Help someone learn

#### BUILD COMMUNITY

- Work with a new partner
- Be kind and respectful to everyone
- Share your ideas in class
- Help someone learn

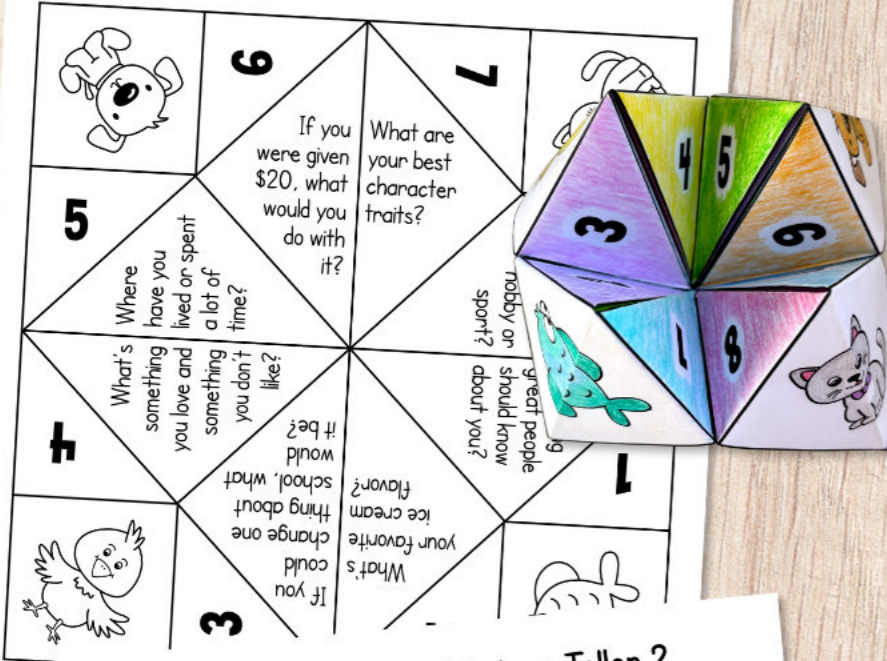
#### SHOW RESPECT

- Use kind words
- Take turns and share your stuff
- Respect people's personal space
- Take care of belongings
- Thank someone for their help
- Tell someone you're proud of them

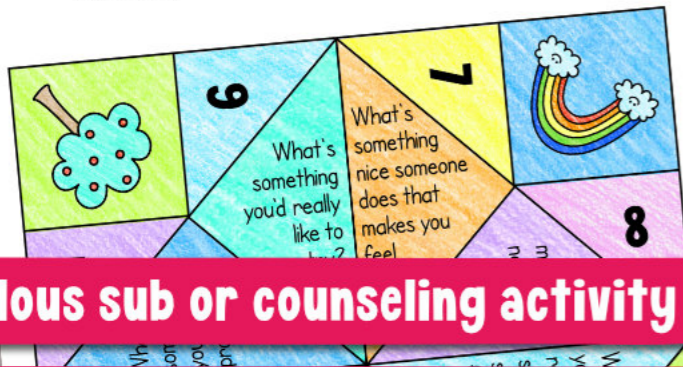
### Getting to Know You Fortune Teller 2



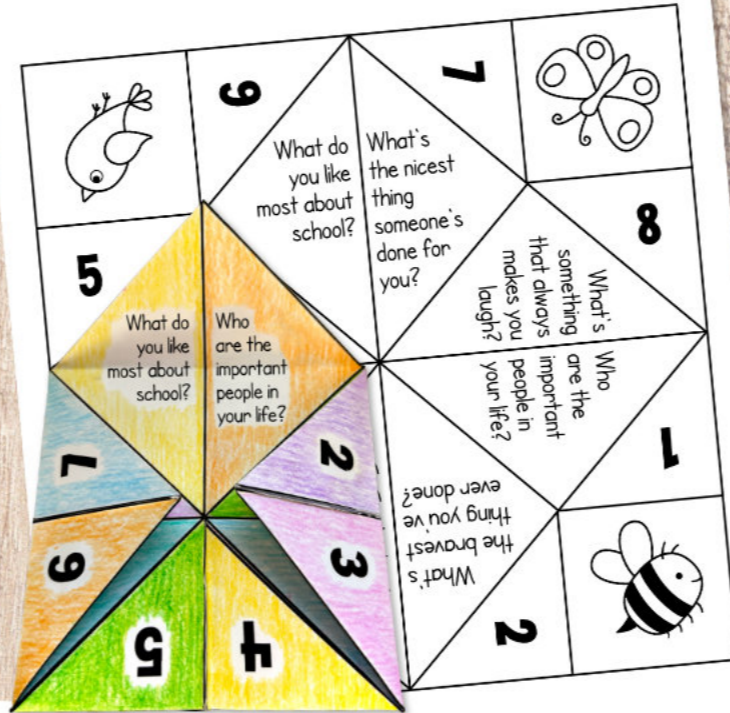
### Getting to Know You Fortune Teller 3



### Getting to Know You Fortune Teller 2



### Getting to Know You Fortune Teller 1



### Getting to Know You Fortune Teller 3



## Pre-Filled Templates

- ✓ Pre-colored, ready-to-print fortune tellers, each with 8 friendship questions for students to ask.
- ✓ Blackline option for students to personalize with color.
- ✓ Time-saving pre-colored templates for a quick and interactive friendship game.
- ✓ A simple, effective community building tool.
- ✓ Use during Friendship Day, back-to-school, SEL lessons, or whole-class discussions.



My students loved making these fortune tellers, and were very excited to use them repeatedly, thereby drilling in the message I was hoping they would get from our lesson:)

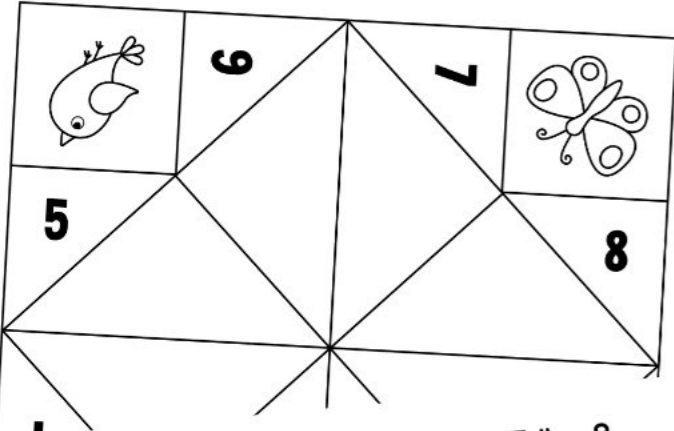
Win win!

Melissa S. - 2nd & 3rd Grade


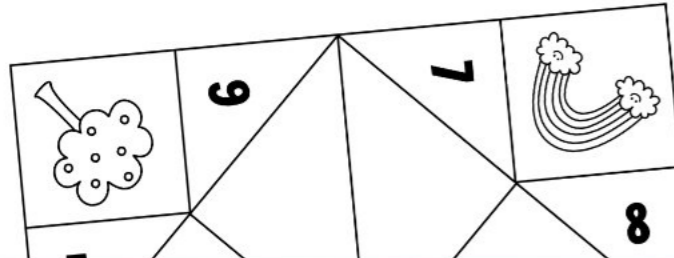
**Fabulous sub or counseling activity**

**3 ready-to-use versions to save you time!**

## Getting to Know You Fortune Teller 1



## Getting to Know You Fortune Teller 2



## Make a Getting to Know You Fortune Teller



# Blank Paper Templates

- ✓ A creative activity where students can personalize their getting-to-know-you game.
- ✓ Encourages kids to think about what they want others to learn about them.
- ✓ Students can make their fortune tellers unique by drawing their own images in the corners.
- ✓ Provides writing practice that supports fine motor skills and self-expression.
- ✓ Gives students choice and a chance to be creative.



I loved that I could personalize this resource!

I used this in one of my observations, as a counselor, and was able to have something creative and fun to show off.

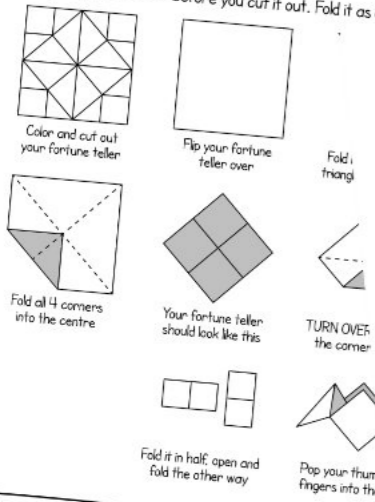
Diana R.

Improve motor & manipulation skills

Options for all abilities

# Fortune Teller Assembly Instructions

Color your fortune teller before you cut it out. Fold it as directed.



## FRIENDSHIP QUESTIONS

**YOUR FAVORITES**

- What's your favorite food?
- What's your favorite game?
- What's your favorite animal?
- What's your favorite movie or show?
- What's your favorite book?
- What's your favorite sport or hobby?
- What's your favorite color?
- What's your favorite place?

**ABOUT YOU**

- What are you really good at?
- What makes you laugh?
- What's something you're proud of?
- What's something you want to learn?
- What's something you love doing?
- What's a fun fact about you?
- When do you feel happiest?
- What do you like doing on weekends?

**SCHOOL LIFE**

- What's your favorite subject?
- What do you like most at school?
- Who do you like working with?
- What's your favorite thing at recess?
- What are you excited about?
- What's your favorite classroom activity?
- What's your favorite time of the school day?
- What do you like learning about most?

**HOBBIES & INTERESTS**

- What hobbies do you enjoy?
- What do you like to draw on make?
- What music do you like to listen to?
- Do you collect anything?
- What do you like to do after school?
- What's something new you want to try?
- Do you like to bake or cook?
- What's your favorite way to relax?

**FAMILY & HOME**

- Who do you live with?
- Do you have any pets?
- What's something fun your family does?
- What's your favorite thing at home?
- What chores do you help with?

**FRIENDS & FUN**

- Who do you like playing with?
- What games do you like with friends?
- What makes someone a good friend?
- What do you like doing at lunch?
- What's something fun you did recently?

**SILLY QUESTIONS**

- What superpower would you choose?
- What animal would you be?
- What food would you eat forever?
- What would you invent?
- Who would you switch places with?
- Would you rather be...

**THE FUTURE**

- What are you looking forward to?
- What's something you want to try?
- Where would you like to go one day?
- What's something you want to get better at?
- What are you excited to learn?
- Who are you looking forward to seeing?

**How to play**

- You can play any time you want to do an act of kindness, one each day.
- Start by choosing a picture on the outside of the fortune teller.
- If you choose bird, for example, open and close the fortune teller in the word.
  - B, I, R, D = 4 opens
- Open it sideways for the first letter up and down for the n until you've spelled the whole word.
- Leave it open on the last letter.
- Choose one of the four numbers showing and lift that flap to re

Choose friendship questions from the poster or make up your own and type them over the placeholder text

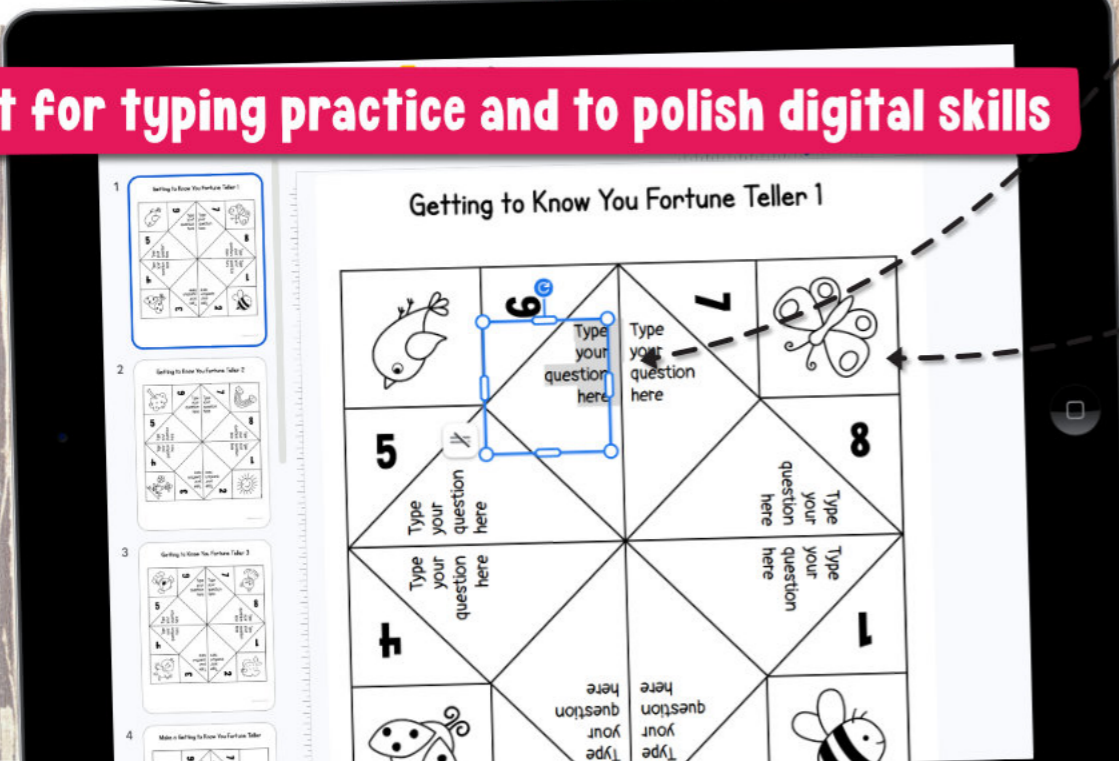
Copy images to paste in the corners

## Customize in Google Slides™

- Extend the activity digitally with editable templates for different abilities and grade levels.
- Includes blank and partly filled versions for 1st-2nd and 3rd-5th grades.
- Encourages creativity, communication, and self-expression while reinforcing SEL and CASEL competencies.
- Use for classroom, counseling, or remote learning.

Great for typing practice and to polish digital skills

Easy drag-and-drop customization



# FRIENDSHIP BINGO

- MISSION: Find new friends.
- WHAT TO DO:
- 1 Walk around and talk to your classmates.
  - 2 Ask questions to see if they match a box.
  - 3 Write their name in the square.
  - 4 Keep going until your board is full!
  - 5 Choose one new friend to learn more about.

Has a pet Name:	Has the same favorite food Name:	Likes to play outside Name:	Has a brother or sister Name:
Likes to read Name:	Has the same favorite color Name:	Has been on a plane Name:	Loves the beach Name:
Likes to sing or dance Name:	Likes to color or draw Name:	Can ride a scooter Name:	

# FRIENDSHIP BINGO

- MISSION: Find new friends.
- WHAT TO DO:
- 1 Use the Getting to Know You worksheet as many times as possible.

Likes to read Name:	Has the same favorite color Name:	Can do a cool trick Name:	Has been camping Name:	Likes the same sweet treat Name:
Has a brother or sister Name:	Loves the beach Name:	Likes the same kind of music Name:	Has the same favorite snack Name:	Was born in the same month Name:
Has a hobby Name:	Likes to color or draw Name:	Can ride a bike Name:	Likes the same superhero Name:	Likes the same weekend activity Name:
Likes to help out Name:	Has the same eye color Name:	Can speak another language Name:	Has a collection Name:	Likes board or video games Name:

# FRIENDSHIP BINGO

- MISSION: Find new friends.
- WHAT TO DO:
- 1 Walk around and talk to your classmates.
  - 2 Ask questions to see if they match a box.
  - 3 Write their name in the square.
  - 4 Keep going until your board is full!
  - 5 Choose one new friend to learn more about.

Has a pet Name:	Has the same favorite food Name:	Likes to play outside Name:	Has a brother or sister Name:
Likes to read Name:	Has the same favorite color Name:	Has been on a plane Name:	Loves the beach Name:
Likes to sing or dance Name:	Likes to color or draw Name:	Can ride a scooter Name:	

# FRIENDSHIP BINGO

- MISSION: Find new friends.
- WHAT TO DO:
- 1 Talk to classmates to fill in as many boxes as possible.
  - 2 Ask questions to find classmates who share something in common with you.
  - 3 Write their name in the square when they match an answer.
  - 4 Choose the classmate you have the most in common with and write their name in the star.
  - 5 Use the Getting to Know You worksheet and chat with that person to learn more about them!

Has a pet Name: Bailey	Has the same favorite food Name:	Can whistle Name:	Has been on a plane Name:	Plays a sport or dances Name: Nahil
Likes to read Name:	Has the same favorite color Name: Deanna	Can do a cool trick Name:	Has been camping Name:	Likes the same sweet treat Name:
Has a brother or sister Name: Nahil	Loves the beach Name: Noah	Likes the same kind of music Name:	Has the same favorite snack Name: Bailey	Was born in the same month Name:
Has a hobby Name:	Likes to color or draw Name:	Can ride a bike Name: Sonita	Likes the same superhero Name: Nahil	Likes the same weekend activity Name:
Likes to help out Name: Noah	Has the same eye color Name:	Can speak another language Name:	Has a collection Name:	

## Bingo Game

- ✓ Extend the fortune teller activity with meaningful way to find a new friend.
- ✓ Students chat with classmates to discover what they have in common.
- ✓ Supports shy students by giving them an easy way to start conversations.
- ✓ Students chat with classmates to discover what they have in common.
- ✓ A fun, low-prep activity for back-to-school or anytime you want to improve community.



My students love making fortune tellers and what a better time than during the beginning of the year as a get to know you activity - they loved it!

Lori L. - 3rd Grade

Fun, interactive community building activity

Encourage positive social interactions

1st-2nd grade

# FRIEND FIN

**MISSION:** Find new friends.

**WHAT TO DO:**

- Find a friend from your bingo sheet.
- Ask them the questions.
- Write or circle their answers.
- Be kind and listen carefully.

**CLUE #1 - ABOUT MY FRIEND**

Birthdays: \_\_\_\_\_

Has a pet?  YES  NO What kind? \_\_\_\_\_

Brothers or sisters?  YES  NO

Favorite color: \_\_\_\_\_

Favorite food: \_\_\_\_\_

Their nickname (if they have one): \_\_\_\_\_

Favorite thing to do: \_\_\_\_\_

Something they love: \_\_\_\_\_

Something that makes them proud: \_\_\_\_\_

Something that makes them happy: \_\_\_\_\_

**CASE WRAP UP**

Ask your own question: \_\_\_\_\_

Their answer: \_\_\_\_\_

One thing I learned: \_\_\_\_\_

# MEET MY FRIEND

**JUNIOR DETECTIVE REPORT**

**DETECTIVE**

**FRIEND'S NAME**

Name: \_\_\_\_\_

Date: \_\_\_\_\_

Write your friend's name in fancy writing

**CLUE #1 - ABOUT MY FRIEND**

Birthdays: \_\_\_\_\_

Has a pet?  YES  NO What kind? \_\_\_\_\_

Brothers or sisters?  YES  NO

Favorite color: \_\_\_\_\_

Favorite food: \_\_\_\_\_

Their nickname (if they have one): \_\_\_\_\_

Favorite thing to do: \_\_\_\_\_

Something they love: \_\_\_\_\_

Something that makes them proud: \_\_\_\_\_

Something that makes them happy: \_\_\_\_\_

**CLUE #2 - WHAT THEY LIKE**

Check the box beside things they like

<input type="checkbox"/> Building things	<input type="checkbox"/> Watching movies
<input type="checkbox"/> Reading	<input type="checkbox"/> Board games
<input type="checkbox"/> Listening to music	<input type="checkbox"/> Animals
<input type="checkbox"/> Arts or crafts	<input type="checkbox"/> Nature
<input type="checkbox"/> Playing sports	<input type="checkbox"/> Science
<input type="checkbox"/> Being outside	<input type="checkbox"/> Space
<input type="checkbox"/> Cooking or baking	<input type="checkbox"/> Puzzles
<input type="checkbox"/> Trying new foods	<input type="checkbox"/> Helping out
<input type="checkbox"/> Singing or dancing	<input type="checkbox"/> Being silly

**CLUE #3 - THIS OR THAT**

Circle their choice

Pizza OR Tacos	Summer OR Winter
Sweet OR Salty	Dogs OR Cats
Soda OR Juice	Reading OR TV
Fruit OR Candy	Inside OR Outside
Apples OR Bananas	Talking OR Listening

**WHAT I LIKE MOST**

Things I like about my friend

- \_\_\_\_\_
- \_\_\_\_\_
- \_\_\_\_\_
- \_\_\_\_\_

**GOOD FRIEND CHECKLIST**

When we talked, my friend:

<input type="checkbox"/> Smiled at me	<input type="checkbox"/> Was interested
<input type="checkbox"/> Took turns talking	<input type="checkbox"/> Answered my questions
<input type="checkbox"/> Asked me questions	<input type="checkbox"/> Made me feel happy
<input type="checkbox"/> Used friendly words	<input type="checkbox"/> Used friendly words

**FRIENDSHIP PROMISE**

One way I can be a good friend is: \_\_\_\_\_

# MAKING FRIENDS

**ARE ABOUT OURSELF**

someone you write food about something the really good at me a hobby you like in your favorite on back something that is you laugh someone a fun about yourself

**ASK QUESTIONS**

???

- Ask what they like to do
- Ask their favorite game or sport
- Ask what makes them happy
- Ask their favorite food
- Ask what they like at school
- Ask what they're looking forward to

**BE A GOOD LISTENER**

Look at the person speaking

- Wait your turn
- Not an-smile
- Ask follow-up questions
- Remember what they share
- Listen without interrupting

**FIND COMMON INTERESTS**

- Compare favorite foods
- Share favorite animals
- Talk about games you both like
- Share places you've been
- Talk about music you enjoy
- Share things you want to try

**A GOOD FRIEND**

someone others in someone on their day is one you're here

**BUILD COMMUNITY**

- Work with a new partner
- Be kind and respectful to everyone
- Share your ideas in class
- Help someone learn
- Celebrate others' successes
- Encourage

**SHOW RESPECT**

- Use kind words
- Take turns and share your stuff
- Respect people's personal space
- Take care of belongings
- Listen quietly

**BE THOUGHTFUL**

- Write a kind note or message
- Give a compliment
- Notice when someone needs help
- Thank people who make your world better
- Tell someone they're doing a good job
- Invite someone who is on their own to join you

# FRIENDSHIP CASE REPORT

**DETECTIVE REFLECTION**

**FRIEND'S NAME**

Write your friend's name in fancy writing

**Nahil**

Name: Marcos

Date: Sept. 3rd

**CLUE #1 - ABOUT MY FRIEND**

Birthdays: \_\_\_\_\_

Has a pet?  YES  NO What kind? \_\_\_\_\_

Brothers or sisters?  YES  NO

Favorite color: \_\_\_\_\_

Least favorite food: \_\_\_\_\_

Favorite thing at school: \_\_\_\_\_

Favorite book, show or movie: \_\_\_\_\_

Something they love: \_\_\_\_\_

Something that makes them proud: \_\_\_\_\_

Something that makes them laugh: \_\_\_\_\_

Something that makes them happy: \_\_\_\_\_

**CLUE #2 - WHAT THEY LIKE**

Check the box beside things they like

<input type="checkbox"/> Building things	<input type="checkbox"/> Watching movies
<input type="checkbox"/> Reading	<input type="checkbox"/> Board games
<input type="checkbox"/> Listening to music	<input type="checkbox"/> Animals
<input type="checkbox"/> Arts or crafts	<input type="checkbox"/> Nature
<input type="checkbox"/> Playing sports	<input type="checkbox"/> Science
<input type="checkbox"/> Being outside	<input type="checkbox"/> Space
<input type="checkbox"/> Cooking or baking	<input type="checkbox"/> Puzzles
<input type="checkbox"/> Trying new foods	<input type="checkbox"/> Helping out
<input type="checkbox"/> Singing or dancing	<input type="checkbox"/> Being silly

**CLUE #3 - THIS OR THAT**

Circle their choice

Pizza OR Tacos	Summer OR Winter
Sweet OR Salty	Dogs OR Cats
Soda OR Juice	Reading OR TV
Fruit OR Candy	Inside OR Outside
Apples OR Bananas	Talking OR Listening

**WHAT MAKES A GOOD FRIEND**

List 4 qualities of a good friend

- Is kind
- Listens properly
- Has my back
- Likes helping out

**OUR CONNECTION**

I think we could be good friends because \_\_\_\_\_

Nahil is really nice and likes to do lots of the things and he's funny.

**GOOD FRIEND CHECKLIST**

During our conversation, my friend:

<input checked="" type="checkbox"/> Listened carefully	<input checked="" type="checkbox"/> Asked thoughtful questions
<input checked="" type="checkbox"/> Took turns talking	<input checked="" type="checkbox"/> Answered my questions
<input checked="" type="checkbox"/> Shared ideas	<input checked="" type="checkbox"/> Made me feel comfortable
<input checked="" type="checkbox"/> Stayed focused	<input checked="" type="checkbox"/> Used friendly words

**CASE WRAP UP**

Share one cool thing you discovered about your friend: \_\_\_\_\_

3rd-5th grade

# Friendship Worksheets & Posters

- ✓ Extend the fortune teller and bingo activities with writing and reflection sheets that help students think more deeply about their classmates.
- ✓ Includes differentiated options for 1st-2nd and 3rd-5th grade levels.
- ✓ Supports CASEL competencies such as self-awareness, social awareness, and relationship skills.
- ✓ Adds a meaningful written component to reinforce connection and social-emotional skills.
- ✓ Builds early skills in gathering, organizing, and interpreting information about others.
- ✓ Includes color and blackline Friendship Poster to reinforce the kind actions that win friends.

Build SEL skills through writing & reflection

A structured tool to support counseling goals

## What's Included

- ✓ 3 print & use pre-colored fortune tellers
- ✓ 3 blackline fortune tellers with friendship questions to color
- ✓ 3 templates for writing personalized questions to ask classmates
- ✓ 1 blank template to customize with ideas & images
- ✓ Google Slides template with clipart for students or teachers to personalize fortune tellers online
- ✓ 2 classroom posters
- ✓ 2 bingo sheets (for 1st-2nd & 3rd-5th)
- ✓ 4 making friends worksheets (2 for 1st-2nd & 2 for 3rd-5th)
- ✓ Student instructions for folding & use
- ✓ Educator guide & instructions

## Friendship, Belonging & Classroom Relationships

Human beings have a deep need to belong, and for kids, that goes far beyond simply having friends. Belonging means feeling valued, accepted, safe, and like an important part of their classroom community. When children feel this kind of connection, research shows they try harder, stay motivated, and show more positive learning behaviors. Their brains and bodies literally relax, making it easier to focus, participate, and enjoy school. Studies on friendship, belonging, and positive peer relationships consistently show that these are not "extras" in a classroom, they're essential for students to flourish.

The Collaborative for Academic, Social, and Emotional Learning (CASEL) highlights that strong peer relationships and social-emotional skills boost engagement, cooperation, and overall wellbeing. The American Psychological Association also notes that students who feel they belong are more willing to take risks, ask questions, and seek help. These are all essential skills for success in school and in life.

### Getting to Know You Fortune Teller

The first week of school can be an anxious time for students who are new to your grade or who didn't end the previous year with a strong sense of belonging. Even though it's a hectic time, helping students get to know one another is essential for easing nerves and setting a positive tone for the year.

When students feel connected and aren't worried about being left out, it frees their hearts and minds for learning. A sense of belonging helps them feel safe enough to take risks, participate, and step outside their comfort zone. It also makes collaborative learning more effective and enjoyable.

### Benefits

Though it may look like "just a game," constructing and using a fortune teller develops a wide range of important skills:

- ✓ **Focus and fine motor skills** as students fold, manipulate, and color their fortune teller to make it work.
- ✓ **Literacy skills** when reading each question and spelling new words as they open and close the flaps.
- ✓ **Social skills** such as turn-taking, listening, communicating, and showing respect.
- ✓ **Positive behavior awareness** as they read, choose, and complete kind actions.
- ✓ **Creativity** when decorating or writing their own good deeds.
- ✓ **Confidence and self-expression** as students talk about themselves in a structured, low-pressure way.
- ✓ **Oral language development** as they ask and answer questions with classmates.

### What's Included

A great way to help students connect with peers they don't know in a fun, casual, and low-pressure way. Click on the links to jump to each section.

#### Getting to Know Fortune Tellers

- Pre-colored ready-to-use versions
- Blackline ready-to-use versions
- Blackline templates to add friendship or "getting to know you" questions
- Blank templates for students to write their own questions and draw images
- Digital version for students to type questions and add clipart

[CLICK HERE to access Google Slides](#)

#### Making Friends Poster

Simple, practical ways to make and keep friends. Perfect for classroom walls, morning meetings, or SEL lessons to reinforce positive social habits.

- color / blackline

#### Friendship Questions Poster

Kid-friendly questions to use when making personalized fortune tellers. Use for partner work, circle time, or supporting shy students. The blackline version can also be used as a personal checklist. Students can color in a star each time they try one of the friendship ideas. This gives them a visual way to track their efforts and celebrate their progress.

- color / blackline

### How to Use

Getting to Know You Fortune Tellers are perfect for the first week of school, welcoming new students, Friendship Day, building classroom community, or anytime your class feels a little disconnected.

Use them as a quick SEL warm-up, a partner-building activity, or a fun way to help kids widen their friendship circle in a low-pressure, structured way. They work beautifully for whole-class lessons, small-group work, morning meetings, or counseling sessions.

### Before You Begin

Model how to fold the fortune teller before students try it on their own. Folding can be a little tricky for younger kids, so demonstrating each step slowly or projecting the folding guide to help everyone feel confident and succeed. Parent helpers can be invaluable for this activity.

#### Friend Finder / Friendship Investigation

Students "investigate" a classmate by noting fun facts, shared interests, and things they have in common. This helps them practice active listening and notice similarities that can spark new friendships.

#### Meet My Friend / Friendship Case Report

Students create a short profile of a new friend by summarizing what they learned during their conversation. This is perfect for partner introductions, whole-class

### Other Ideas for Use

It's important to weave different connection-building activities and opportunities for students to learn about one another into your daily routine. Mixing it up with a variety of getting-to-know-you tasks, conversation prompts, visual reminders, collaborative projects, and partner challenges can make a big difference.

The Getting to Know You Fortune Teller is a versatile resource that helps ensure students are consistently engaging in meaningful conversations that strengthen belonging and friendship.

Here are several creative ways to use this tool to promote connection in your classroom:

#### Morning Routine

Start each day by having kids use their fortune tellers to learn something new about a classmate. Choose a daily prompt (e.g., "Find someone who..." or "Ask a new person...")

#### Goal Setting

Have students select a social goal using the fortune teller. It could be "talk to someone new," "ask a follow-up question," or "find something in common with a classmate." Encourage them to think about why their goal matters and how it can help them build stronger friendships. They can track their progress in a simple journal or on a personal chart.

NOTE: You might like to create personalized fortune tellers for this task.

#### Family Engagement

Send a copy of the fortune teller home with students and encourage them to use it with their families. This extends the conversation beyond the classroom and helps families learn more about their child's school community.

#### Class Connection Chain

Each time a student learns something new about a classmate, they add a link to a paper chain. Watch the chain grow as connections deepen across the class.

#### Weekly Friendship Leader

Assign a student to be the "Friendship Captain" who uses the fortune teller to choose a class question of the day and helps encourage others to participate in conversations throughout the week.

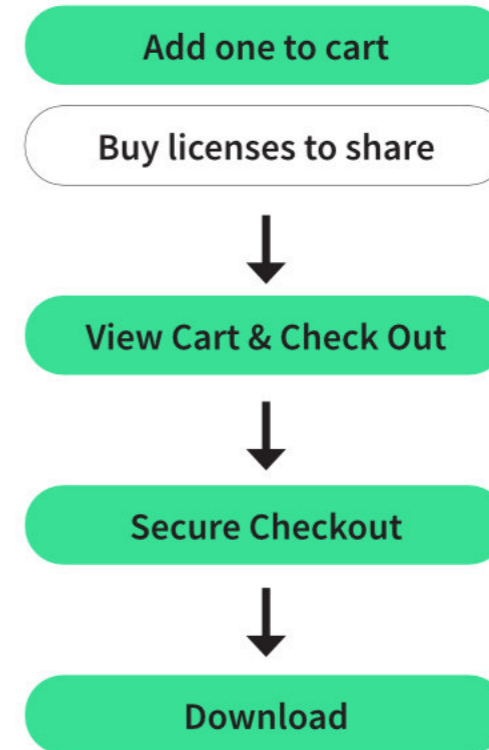


## Why You'll LOVE this Resource

- ✓ Kids LOVE, LOVE, LOVE fortune tellers. Period!
- ✓ A seriously engaging way to embed friendship skills and positive values.
- ✓ The perfect back-to-school friendship activity to help kids feel a sense of community and belonging.
- ✓ A fun way to celebrate Friendship Days or support SEL themes throughout the year.
- ✓ Encourages meaningful conversations students can continue at home with family and friends.
- ✓ Helps students practice asking questions, sharing about themselves, and learning about others.
- ✓ An easy way to improve fine motor skills and spatial awareness.
- ✓ Students feel a sense of accomplishment as they follow instructions to fold the paper into a game.
- ✓ A great way to improve social skills as students play the game together.

## Get Your Copy Instantly!

Everything you need is ready to download and use today.



After using go to "My Purchases" to leave a review to earn points to spend on other resources.

Leave a Review

