

Kindness Tree Bulletin Board

An exciting kindness challenge to engages a grade, year level or whole school.

Strengthen friendships, encourage positive behavior and bring your community closer by bonding through kindness.

Just tile print and assemble your poster for an easy community bulletin board!




52.8x
37.8
inches



1. Choose a Tree Size

There are 6 different sizes ready to tile print and assemble - with and without a background.

31.5x
43.3
inches



42.1x
44
inches




We are a

Kind School

41.3x
54.7
inches




46.5x
58.3
inches



33.1x
33.1
inches





Outlined Trees

The same 6 sizes in outlines with various print options.

Paint, color in or use fabric or crepe paper to color your tree.

Students can color in grass and flowers to add around the base.




2. Print Your Elements

- Leaves for students
- Apples for teachers & other staff
- Ladybugs for parents/guardians
- Birds for the Principal & AP

Leaves - Students

Students can record an act of kindness they've given, witnessed or received.




Ladybugs are for Parents

Inform parents about your kindness and invite them to add an act of kindness given, witnessed or received from some school on the wings of a ladybug.



Apples - Teachers, Admin & Office Staff

Write acts of kindness given, received or witnessed on apples and place on and below the tree. Use this template if you'd like younger students to trace along the dotted lines.







Dotted outlines for younger students to trace.

Birds - Principals & Assistant Principals

Write acts of kindness given, received or witnessed on wings and place in the tree, sky and on the ground.



App
Write ac
on e



©Ripple Kindness Project

©Ripple Kindness Project

©Ripple Kindness Project

©Ripple Kindness Project

Involving students in cutting and coloring the elements helps them feel a sense of ownership.



Every
act of kindness
helps our hearts
and tree grow!

Please contribute an act
of kindness you have GIVEN,
RECEIVED or WITNESSED.

Students write on a
Teachers write on an
Parent
Principal



3. Print Posters

Instructions poster, kindness ideas poster
and general kindness posters in full color and
printer-friendly options to inspire good behavior.



KINDNESS
is your
SUPER
POWER

Use it to make
someone happy!

BE A
RAINBOW
IN
SOMEONE'S
CLOUDY
DAY!

Place posters near your
tree to reinforce your
kindness message.

4. Invite Participation


When your tree is ready it's time to get your class or school community to report the kindness they have received or witnessed.

Each group has their own elements to write good deeds on.

Mason helped
me with my
stuff when I had too
much to carry.
- Jessica

Maddy showed
Justin how to
tie his shoes.
- Miss James

Younger
students trace
to enhance
motor skills.




5. Reinforce Your Message

Pop some coloring pages in your calm down corner, include in an early finishers packet or send them home as homework.



Treat
EVERYONE
the way
you like
to be
treated



KINDNESS
is your
SUPER
POWER


Use it to make
someone happy!

Students love seeing
their coloring pages
hung beside the tree!

Quick Find

There are many pages included in this resource. We've broken them up into categories and included hyperlinks to you simply click the section heading you need and you will be taken directly there.

- Introduction
- Sizes and Options
- Printing Your Tree
- Other Elements
- Getting People Involved
- Kindness Books
- Facts About Kindness
- Elements for Smaller Bulletin Board Sizes
- Elements for Larger Bulletin Board Sizes
- Full Color Posters
- Printer-Friendly Posters
- Coloring Pages



Ripple Kindness SEL Activities

Kindness Tree - Whole School Challenge

Acts of kindness should be encouraged in schools whenever possible as they are a powerful way to increase self-esteem, build relationships and reduce anti-social behavior. (Facts about kindness included below).

A kindness tree is a tangible way to acknowledge good deeds and encourage acts of caring and respect. Kids love feeling responsible for your trees' growth as they become the norm at school.

This beautiful activity is most effective as a whole school initiative but can also be done at a single grade or year level.

Before You Get Started

Decide if this will be a whole school initiative. If so, it's nice to have a team to lead the project by providing encouragement and keeping the momentum going. Find an appropriate space that's accessible to everyone, including parents. You can make your tree the center of a space dedicated to all things kindness!

Get the whole school involved in creating the tree and elements that go on it. The more involved children are, the more they will feel a sense of inclusion and ownership. The more involved children are, the more they will feel a sense of inclusion and ownership.

The power of kindness

Kindness is one of the most easily accessible and powerful tools we have to help create and maintain healthy and happy lives. It's a remarkably simple concept that injects optimism and empathy into our thoughts, feelings and actions. It helps us form positive connections with people and creates warm, relaxed and supportive environments. It helps boost self-esteem, as well as good physical, social, emotional and mental health. It produces addictive feel-good emotions for the giver, receiver and even onlooker.

Please don't underestimate the power kindness has, as one good deed can ripple out to touch the lives of many.

Why kindness should be taught in schools

Families, friends, and acquaintances form the fabric of life, our reason for living. But in order to create positive connections, we must have something meaningful to offer, something that enhances the life of someone else.

Compassion, understanding, support... all the things we need ourselves must be able to be given to others to maintain positive and healthy relationships. Showing kindness is a powerful way to reinforce a person's worth to make them feel good about themselves.

Teacher Notes

A comprehensive set of instructions with quick find links, facts about kindness, and books you may like to read to your class.

Sizes and Options

You will notice there are several sizes and options for you to print.

You can tile print a complete bulletin board in color that you simply stick together or use the same layout in outlines for your students to color in. There are trees without a background, banners and signs so you can add your own, with and without wording, and individual elements that you can choose to use to make your own design.

There are 6 bulletin board sizes so you can find something to fit your available space. These are provided in separate pdfs to avoid confusion. Simply select the size you require and open the appropriate file. Note that the first layout is a mockup to show you what your bulletin board could look like.

5x4 (20 pages)	- 33.1x33.1 inches	- 840x840mm
5x5 (25 pages)	- 31.5x43.3 inches	- 800x1100mm
6x5 (30 pages)	- 42.1x44 inches	- 1070x1118mm
6x6 (36 pages)	- 41.3x54.7 inches	- 1050x1390mm
7x6 (42 pages)	- 46.5x58.3 inches	- 1180x1480mm
8x4 (32 pages)	- 52.8x37.8 inches	- 1340x960mm

NOTE:

The first measurement is the number of US letter or A4 pages printed in portrait format with a .78in or 20mm overlap when tiled printing is selected (i.e. 6 across x 5 down = 30 pages).



Ripple Kindness SEL Activities

Getting People Involved

I always say that kindness is a way of life, not just a school project. Whether it's a class or whole school project, I encourage you to invite parents and guardians to participate in your kindness tree challenge.

Getting parents involved can inspire them to bring kindness into their homes and rally the family to also participate in acts of kindness. It can really help to embed the positive values that can make a difference to a family dynamic and encourage kindness to continue in all part of life.

Promote the challenge in your newsletter, communication portals, at assemblies, and in take-home notes or text messages to families.

You might even like to invite the local paper or TV station to document your kindness challenge! The more momentum you can build around it, the more successful your project will be!

I always love to receive emails with photos of kindness trees, so please take a moment to share your bulletin board.

Email Photos!

Other Elements

When you have assembled your tree, you'll need to print out the elements that go on it. There are pieces of grass and flowers in color and outlines if you decided to "build your own tree" instead of using one of the ready-to-print designs.

Then there are the elements on which people will write their acts of kindness:

- Leaves for students
- Apples for teachers & other staff
- Ladybugs for parents/guardians
- Birds for the principal & AP

Note that there are two element sizes depending on the layout size you choose.

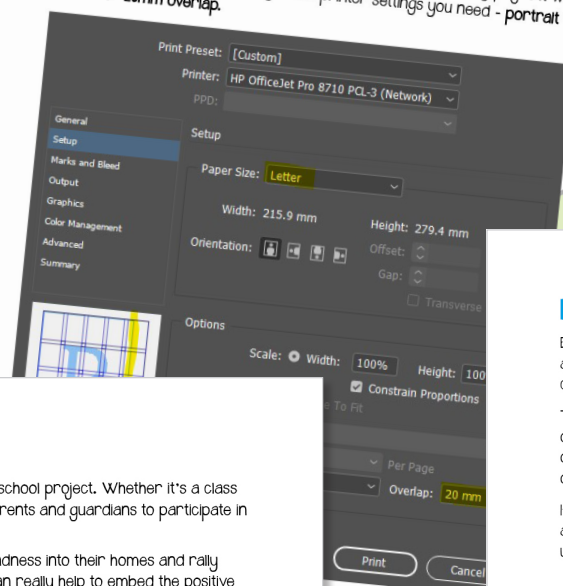
Element **Size A** for tree sizes (click to jump to link):
5x4 (20 pages) - 33.1x33.1 inches - 840x840mm
5x5 (25 pages) - 31.5x43.3 inches - 800x1100mm

Element **Size B** for tree sizes (click to jump to link):
6x5 (30 pages) - 42.5x44 inches - 1080x1118mm
6x6 (36 pages) - 42.5x55 inches - 1080x1397mm
7x6 (42 pages) - 46.5x59.8 inches - 1180x1520mm
8x4 (32 pages) - 52.8x37.8 inches - 1340x960mm

You will need to print the **Instructions Poster** that shows the images each group will write their acts of kindness on. This should be placed beside the tree with the elements below. There are also some general **Kindness Posters** for you to hang around your tree and some **Coloring Pages** if you'd like to reinforce kindness in your calm down corner or break. These can be used when completed.

Printing Your Tree

When you identify the size you need, you will open the file with the same name. Scroll through and decide which template you'd like. You will need to tile print the page. On each of the pdf's, the first page lists the size and how many pages it will print. There is a screenshot to show you the printer settings you need - portrait format with .78inch or 20mm overlap.




Books About Kindness


Books can be wonderful tools for sparking conversations, reinforcing positive behavior and highlighting issues. Use books about kindness when there is disharmony among children to subtly address issues between friends and tackle anti-social behavior.

The bucket filling books are a particular favorite as they are a simple and engaging way of explaining how our words and actions have an effect on people around us as well as ourselves. Some of the bucket filler books and other kindness titles are appropriate for older students.

If you decide to purchase any book below, we would greatly appreciate you using our affiliate link with Amazon. A small percentage is returned to help support our blog with useful information and resource for teachers.




<https://amzn.to/3xvGSUN>



<https://amzn.to/30rj7>



<https://amzn.to/3NVCWJ>



Ripple Kindness
SEL Activities for Kids

What's Included

- ➔ Step-by-step instructions for use and a guide for tile printing and assembling your poster.
- ➔ 6 poster sizes for your bulletin board:
 - 5x4 (20 pages) - 33.1x33.1 inches - 840x840mm
 - 5x5 (25 pages) - 31.5x43.3 inches - 800x1100mm
 - 6x5 (30 pages) - 42.5x44 inches - 1080x1118mm
 - 6x6 (36 pages) - 42.5x55 inches - 1080x1397mm
 - 7x6 (42 pages) - 46.5x59.8 inches - 1180x1520mm
 - 8x4 (32 pages) - 52.8x37.8 inches - 1340x960mm
- ➔ Poster options:
 - Complete color images.
 - The same images in black outlines for students to color in.
- ➔ 30 pages of clipart (leaves, apples, birds, bugs, grass, and flowers) in 2 sizes and 3 printing options to add to your kindness tree.
 - Ready to cut and use color clipart.
 - Outlines for students to color in and cut out.
 - Younger students can trace lines, color and cut.
 - Use stand alone elements to create your own design to fit your unique space or door.
- ➔ Kindness book suggestions & facts about kindness.
- ➔ Facts about kindness.
- ➔ 9 full-color & 9 printer-friendly posters.
- ➔ 7 kindness coloring pages.



Benefits & Why You'll Love It

➔ Improve Classroom Community

As students focus on being kind it naturally improves relationships in your classroom. Students feel a sense of belonging and connection as they work together to assemble and grow your tree by being kind to one another.

➔ Improve Behavior

Build positive character traits and friendship skills. Being kind reminds students of the value and impact of their actions.

➔ Engages the Community

Encouraging teachers, parents, and even the principal to participate sends a powerful message that normalizes kindness as an intrinsic value we all live by everywhere and every day!

➔ Promote Emotional Intelligence

Encourage students to recognize and act on feelings of empathy and kindness towards others to boost their emotional growth.

➔ Flexible and Creative

Multiple layout options for spaces in your classroom or school. Use separate elements to arrange on a classroom door!

➔ Easy to Assemble

Just tile print and assemble the pieces. Instructions included.

➔ Welcome Back Activity

Kick off the new school year with a fun kindness challenge to help students connect and set a positive tone from day one.

➔ Character Education Lessons

Use to build emotional intelligence and positive character by focusing on traits like empathy, friendship, and respect.

➔ Improve Motor Skills

Strengthen writing, fine motor skills and spatial awareness as students write acts of kindness on elements they cut and color.

➔ Anti-Bullying Campaign

A fun way to address bullying behavior by emphasizing positive interactions and the impact of kindness on the classroom or school culture.

➔ Easy Mindfulness Activity

Use the included coloring pages in a calm down corner or for early finishers and hang posters around your tree to reinforce kind actions.

➔ Celebrate Special Days

Just so flexible, this exciting project can be used for Kindness, Friendship, Peace Day or Anti-Bullying Day/Month.

What Teachers Think



Great community building resource.
I really liked how it included everyone
- teachers, students, parents and the
Principal. Thank you!
- Samantha R. (K, 1st, 2nd, 3rd, 4th, 5th grades)



I used this as a bulletin board outside
my classroom. We are talking about being a kind
school this year. This board is so cute and so
powerful. I am thinking of doing it next year also!
- Kaelene S. (K, 1st, 2nd, 3rd, 4th, 5th grades)



My Kindness And Manners Count Club used
this resource to celebrate National Kindness
Day for our whole school.
It was loved by all.
- Moneta R. (3rd, 4th, 5th grades)

Get Your Copy Instantly!

Add one to cart

Buy licenses to share



View Cart & Check Out



Secure Checkout



Download

**After using go to “My Purchases”
to leave a review to earn points to
spend on other resources.**

Leave a Review

